












Patents and patents pending see:
www.acell.com/patents


ACell® is a registered trademark of ACell, Inc.

Gentrix is a registered trademark of ACell, Inc. in the U.S. and may be registered or pending in other countries.

© 2018 ACell, Inc. All rights reserved.

REF PSMT1020; PSMT1620; PSMT1630;
 PSMT1640; PSMT2020; PSMT2025;
 PSMT2030; PSMT3030; PSMT3040

SYMBOLS GLOSSARY		
The below symbols conform with the following standards:		
ISO 15223 —1:2016 Medical devices — Symbols to be used with medical device labels, labelling and information to be supplied — Part 1: General requirements		
ISO 7000 — Graphical symbols for use on equipment — Registered symbols		
Title of Symbol/ Explanatory Text		ISO 7000 Reference
	Batch Code	2492
	Catalogue Number	2493
	Consult Instructions for Use	1641
	Do Not Re-sterilize	2608
	Do Not Reuse	1051
	Do Not Use if Package is Damaged	2606
	Manufacturer	3082
	Non- Pyrogenic	2724
	Serial Number	2498
	Sterilized Using Irradiation	2502
	Use By Date	2607
Rx Only	CAUTION! Federal (US) law restricts this device to sale by or on order of a licensed healthcare practitioner.	21 CFR 801

 LBL-1005.03
 06/2018

Gentrix™

SURGICAL MATRIX

Thick
INSTRUCTIONS FOR USE
Rx Only

 ACell, Inc.
 6640 Eli Whitney Drive
 Suite 200
 Columbia, MD 21046
 USA
www.acell.com
 800-826-2926
MADE IN USA

 **ACell®**

DEVICE DESCRIPTION

Gentrix™ Surgical Matrix Thick is composed of a porcine-derived extracellular matrix, also known as urinary bladder matrix. The device is supplied in a multi-layer sheet configuration in sizes up to 30 cm x 40 cm and packaged in double peel-open pouches. The device is terminally sterilized using electron beam irradiation.

Animal studies have shown device resorption in approximately 240 days.

INDICATIONS

Gentrix Surgical Matrix Thick is intended for implantation to reinforce soft tissue where weakness exists in patients requiring gastroenterological or plastic & reconstructive surgery. Reinforcement of soft tissue within gastroenterological and plastic & reconstructive surgery includes, but is not limited to, the following procedures: hernia and body wall repair, colon and rectal prolapse repair, tissue repair, and esophageal repair.

CONTRAINDICATIONS

Patients with known sensitivity or allergy to porcine materials.

WARNINGS

1. Device is not intended for transvaginal placement or treatment for pelvic organ prolapse or stress urinary incontinence.
2. Device is not intended for bridging abdominal wall defects.
3. Exposure to contaminated or infected field can lead to weakening or breakdown of device.
4. If active infection is present, treat patient to resolve infection prior to device implantation.
5. Do not use if cracked, broken, or otherwise damaged.

PRECAUTIONS

1. Always use aseptic technique when handling device.
2. No studies have evaluated reproductive impact of clinical use of device.
3. Insertion of device through a trocar is not recommended.

MRI SAFETY INFORMATION

Gentrix Surgical Matrix Thick is MR Safe.

STORAGE

Store in a clean, dry environment at room temperature in unopened and undamaged package. Protect from freezing, excessive heat, and high humidity.

STERILIZATION

Gentrix device is supplied sterile by electron beam irradiation in double peel-open pouches. Device is sterile if package is unopened and undamaged.

POTENTIAL COMPLICATIONS

Complications and reactions are possible with any soft tissue repair, including but not limited to: infection, increased chronic inflammation, allergic reaction, unexplained fever or chills, excessive redness, acute and chronic pain, swelling, tender scars, adhesions, seroma formation, fistula formation, hematoma, recurrence of tissue defect, anastomotic stricture formation and leaks, dyspareunia, vaginal shortening, vaginal bleeding, atypical vaginal discharge, groin and/or buttock and/or leg pain, urinary or fecal incontinence, delayed or failed incorporation of graft, failure to repair a prolapse, recurrent prolapse, mesh or suture erosion or extrusion, and injury to the bladder, bowel, blood vessels, and/or nerves of the pelvis.

Any adverse reaction should be reported to ACell:
US Toll-Free: 1-800-826-2926

The following procedures only serve as a suggested guideline for the application of Gentrix Surgical Matrix Thick. The provided suggestions are not intended to supersede internal institutional protocols and sound clinical judgment.

DEVICE APPLICATION

NOTE: Due to differences inherent in the manufacturing process of different sizes of Gentrix Surgical Matrix Thick devices, variations in appearance, pliability, and thickness are expected post hydration across the portfolio of sizes.

1. Remove device from packaging using standard aseptic/sterile technique.
2. Hydrate device in a sterile dish with room temperature sterile saline (0.9%):

Minimum hydration time: 30 min


Maximum hydration time: 60 min

3. Prepare defect site using standard surgical techniques. Place device into well vascularized tissue.
4. Allow sufficient overlap of device to cover defect. Trim device as needed.

CAUTION: Cutting device too small could create excess stress on the suture line or device resulting in recurrence of defect or new defect in adjacent tissues.

5. Using aseptic technique, transfer device into defect site and secure into place.

NOTE: Place epithelial basement membrane side of device away from defect. When sidedness indicator (notch) is in location shown in image, epithelial basement membrane side of device is facing user.



Recommended suture bite depth: 10 mm

NOTE: Interrupted sutures can provide additional fixation security in event of suture failure.

6. Ensure device maintains close tissue approximation.
7. Complete standard surgical procedure.
8. Discard any unused portions of device. Do not re-use or re-sterilize any unused portions of device.